


RSG | HEAVY DUTY SKATES WITH GROOVED GUIDE - SINGLE ROLLER

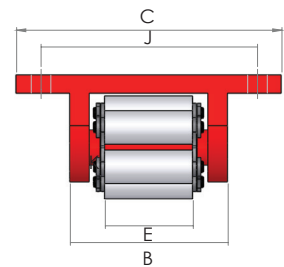
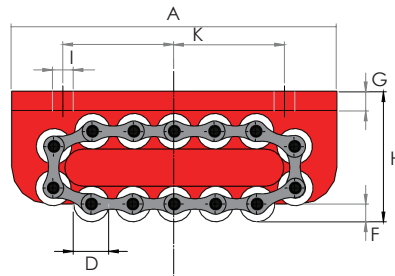


Capacities from 40 to 200 tonnes

Choice of 7 models available

Fitted with large load bearing top plate

- ▶ Suitable for use over longer distances and/or permanent loads
- ▶ Centre plate chain guide reduces wear significantly
- ▶ Optional fixing bolt holes available (standard on models RSG40 & RSG50)
- ▶ Maximum recommended speed of movement 5 metres per minute
- ▶ Can be used as a conveyor in fixed position under the moving load



Model number	Capacity (tonnes)	Rollers in contact	Rollers total	Weight (kg)	Dimensions (mm)										
					A	B	C	Ø D	E	F	G	H	Ø I	J	K
RSG40	40	4	13	19.6	270	130	210	30	68	10	14	104	18	175	95
RSG50	50	6	17	29.5	320	140	220	30	68	10	18	115	18	180	120
RSG65	65	4	13	51.7	380	168	270	42	76	19	19	145	22	220	140
RSG85	85	6	17	93.0	530	182	300	50	86	19	19	165	22	240	205
RSG100	100	8	21	109.0	580	182	300	50	86	19	23	170	26	250	250
RSG150	150	9	23	162.0	650	205	350	50	100	20	28	190	26	280	240
RSG200	200	13	31	266.0	900	205	380	50	100	20	38	200	33	300	360